



FACTORY • LOGISTICS
INFRASTRUCTURE • TRANSPORT
PUBLIC SPACES • BUILDINGS
AIRPORTS

MANUAL SWING GATE

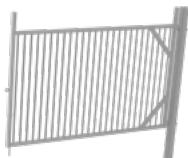
ACCESS CONTROL

FRIGG TYPE S / TYPE M

Professional swing gates for industrial applications



FRIGG S



FRIGG M



ADVANTAGES

CONSTRUCTION

GATE WING

The Frigg swing gate has been developed for the Nordic climate and market. It is a fully welded, steel construction, hot dip galvanised as standard. The gate infill consists of welded vertical square tubes with a maximum distance between the bars of 100 mm. The swing gates are prepared for 3 strands of barbed wire as standard.

TYPE S

Double swing gates are prepared for padlock and have L-shaped hinges in M24. Pedestrian swing gates are prepared for the Assa lock system and also have a horizontal profile above the wing, allowing installation of a gate closer.

TYPE M

Double swing gates are equipped with Locinox hinges type GBMU-B-M22. The gates are prepared for a padlock as standard.

Pedestrian swing gates are prepared for the Assa lock system and also have a horizontal profile above the wing, allowing installation of a gate closer.

GATE POST



The gate posts are delivered for standard concrete installation, Gate posts with a base plate are available as an option.

COATING

Posts and wing are hot dip galvanised or additionally powder coated. The standard colors are RAL 9007, RAL 9005, RAL 6005. Other colours are available on request.

Hot Dip Galvanised Hot dip galvanised according to EN-ISO 1461.

Powder coating Posts and wing can be polyester powder coated as an option.
Thickness of powder coating: between 60 µm and 80 µm.



FRIGG S



FRIGG M

DOUBLE SWING GATES – FRIGG TYPE S

TYPE		Material	Material	Opening	Height	Dim. Post		Gate Frame	Reinforcement	Filling
		Gate wing	Post			mm	mm			
Frigg S	Manual	HDG	HDG	4,000	2,000	90x90x3.0		60x60x2.0	60x60x2.0	25x25
Frigg S	Manual	HDG	HDG	5,000	2,000	90x90x3.0		60x60x2.0	60x60x2.0	25x25
Frigg S	Manual	HDG	HDG	6,000	2,000	120x120x4.0		60x60x2.0	60x60x2.0	25x25
Frigg S	Manual	HDG	HDG	7,000	2,000	120x120x4.0		60x60x2.0	60x60x2.0	25x25
Frigg S	Manual	HDG	HDG	8,000	2,000	150x150x4.0		60x60x2.0	60x60x2.0	25x25
Frigg S	Manual	HDG	HDG	9,000	2,000	150x150x4.0		60x60x2.0	60x60x2.0	25x25
Frigg S	Manual	HDG	HDG	10,000	2,000	150x150x4.0		60x60x2.0	60x60x2.0	25x25

SINGLE SWING GATES – FRIGG TYPE S

TYPE		Material	Material	Opening	Height	Dim. Post		Gate Frame	Reinforcement	Filling
		Gate wing	Post			mm	mm			
Frigg S	Manual	HDG	HDG	1,000	2,000	90x90x3.0		60x60x2.0	60x60x2.0	25x25

DOUBLE SWING GATES – FRIGG TYPE M

TYPE		Material	Material	Opening	Height	Dim. Post		Gate Frame	Reinforcement	Filling
		Gate wing	Post			mm	mm			
Frigg M	Manual	HDG	HDG	4,000	2,000	90x90x3.0		60x60x2.0	60x60x2.0	25x25
Frigg M	Manual	HDG	HDG	5,000	2,000	90x90x3.0		60x60x2.0	60x60x2.0	25x25
Frigg M	Manual	HDG	HDG	6,000	2,000	120x120x4.0		60x60x2.0	60x60x2.0	25x25
Frigg M	Manual	HDG	HDG	7,000	2,000	120x120x4.0		60x60x2.0	60x60x2.0	25x25
Frigg M	Manual	HDG	HDG	8,000	2,000	150x150x5.0		60x60x2.0	60x60x2.0	25x25
Frigg M	Manual	HDG	HDG	9,000	2,000	150x150x5.0		60x60x2.0	60x60x2.0	25x25
Frigg M	Manual	HDG	HDG	10,000	2,000	200x200x5.0		80x60x2.0	60x60x2.0	25x25
Frigg M	Manual	HDG	HDG	11,000	2,000	200x200x5.0		80x60x2.0	60x60x2.0	25x25
Frigg M	Manual	HDG	HDG	12,000	2,000	200x200x5.0		80x60x2.0	60x60x2.0	25x25
Frigg M	Manual	HDG	HDG	4,000	2,300	90x90x3.0		60x60x2.0	60x60x2.0	25x25
Frigg M	Manual	HDG	HDG	5,000	2,300	90x90x3.0		60x60x2.0	60x60x2.0	25x25
Frigg M	Manual	HDG	HDG	6,000	2,300	120x120x4.0		60x60x2.0	60x60x2.0	25x25
Frigg M	Manual	HDG	HDG	7,000	2,300	120x120x4.0		60x60x2.0	60x60x2.0	25x25
Frigg M	Manual	HDG	HDG	8,000	2,300	150x150x5.0		60x60x2.0	60x60x2.0	25x25
Frigg M	Manual	HDG	HDG	9,000	2,300	150x150x5.0		60x60x2.0	60x60x2.0	25x25
Frigg M	Manual	HDG	HDG	10,000	2,300	200x200x5.0		80x60x2.0	60x60x2.0	25x25
Frigg M	Manual	HDG	HDG	11,000	2,300	200x200x5.0		80x60x2.0	60x60x2.0	25x25
Frigg M	Manual	HDG	HDG	12,000	2,300	200x200x5.0		80x60x2.0	60x60x2.0	25x25

SINGLE SWING GATES – FRIGG TYPE M

TYPE		Material	Material	Opening	Height	Dim. Post		Gate Frame	Reinforcement	Filling
		Gate wing	Post			mm	mm			
Frigg M	Manual	HDG	HDG	1,000	2,000	90x90x3.0		60x60x2.0	60x60x2.0	25x25
Frigg M	Manual	HDG	HDG	1,000	2,300	90x90x3.0		60x60x2.0	60x60x2.0	25x25



